

# Easter

## English Activity Booklet

Name: \_\_\_\_\_



# The Egg-Rolling Race



On Sunday, Grandad took Tim and Sasha to the Seatown Egg-Rolling Race. It was a great day!

All the children stood at the top of the hill ready to roll their eggs. The rolling race started and Tim rolled his egg as hard as he could down the hill. It rolled and rolled and rolled and rolled...

It didn't even stop when it got to the finish line. Tim chased after his egg but it still didn't stop. Sasha chased after Tim and the egg too but it still didn't stop. Grandad saw Tim and Sasha running away so he chased after them and the egg too. It still didn't stop!

# The Egg-Rolling Race

They ran past a dog. The dog chased after the egg, Tim, Sasha and Granddad. The egg still didn't stop!

The egg rolled and rolled until it fell with a plop into the Seatown river. A huge fish came along and ate the egg in one big gulp!



1. Who took Tim and Sasha to the Seatown Egg-Rolling Race? Tick **one**.

Gran

Granddad

Mum

Dad

2. Where did the children stand at the start of the race? Tick **one**.

in the river

next to the shop

at the top of the hill

in Seatown

# The Egg-Rolling Race

3. Who chased after the egg?

---

4. What did the egg roll into? Tick **one**.

a man

a dog

a river

the sea

5. How do you think Tim felt about the fish eating his egg?

---

---



# Easter Plurals


Can you help the Easter chick complete the plural problems? Remember to add **-s**.




**one egg**




three eggs




**one rabbit**



\_\_\_\_\_



**one chick**



\_\_\_\_\_



**one hat**



\_\_\_\_\_



**one nest**



\_\_\_\_\_

## Easter Egg Nests Recipe

### You will need:

- 🥚 chocolate
- 🥚 cornflakes
- 🥚 butter
- 🥚 golden syrup
- 🥚 chocolate mini eggs
- 🥚 paper bun cases
- 🥚 water



### Method:

1. Put the chocolate, butter and golden syrup in a bowl.
2. Stir over simmering water until smooth.
3. Add the cornflakes and stir.
4. Put the mixture into 12 paper bun cases.
5. Add three chocolate mini eggs to each nest.
6. Leave to cool in the fridge until they are set.

# Making Easter Egg Nests

1. Can you put the steps in the right order?

Leave to cool in the fridge until they are set.

Add three chocolate mini eggs to each nest.

Add the cornflakes and stir.

Put the chocolate, butter and golden syrup in a bowl.


2. How many eggs do you need to add to each nest? Tick **one**.

one

two

three

four



# Making Easter Egg Nests

3. How many nests can you make from this recipe?

---

4. Who would you like to share your Easter Egg Nests with and why?

---


---

---

---

---


---





# Easter Picture

Can you answer these questions using the clues from the picture?



1. What do you think the children are collecting?

---

2. How do you think the children are feeling about the game? Why do you think that?

---

---

# Easter Picture



3. Who do you think has collected the most?

---

4. Have you ever hunted for Easter eggs? What was it like?

---

---

---

---

---

# Easter Matching

Can you draw a line to match the chick to its egg by matching the contraction to the words?



# Easter Egg Sorting

Sort the eggs into the correct sound basket by writing the words on the correct eggs.

note

taste

~~shape~~

hope

shine


game

like

nose

time

bake



# Find the Easter Words

Can you complete the **Easter words** and then find them in this word search?



Sund

chi

ra

it

ster


spri

e  s

cro

fl  ers

s	p	r	i	n	g	n	y	f	o
u	e	y	s	v	c	r	o	s	s
n	o	c	a	b	o	t	k	l	n
d	p	h	e	e	a	s	t	e	r
a	g	i	i	g	p	l	m	u	a
y	d	c	o	g	e	p	w	b	b
d	r	k	b	s	k	d	r	r	b
s	w	s	d	k	s	x	e	m	i
f	l	o	w	e	r	s	p	l	t



# Correct the Sentence


Can you find the mistakes in these  
Easter sentences?



the eggs are in the basket.



The chick looked and looked for the rabbit



Where is the rabbit



he was not behind the daffodils



maybe he is still hunting for eggs

# Easter Phonics Mosaic
















Read the real and nonsense words containing each suffix. Use the key to colour in the squares to reveal the hidden picture.



- White:** Real words with -ing      **Black:** Nonsense words with -ing  
**Green:** Real words with -er      **Pink:** Nonsense words with -er  
**Blue:** Real words with -ed      **Yellow:** Nonsense words with -ed

helped	sending	playing	mixed	going	fishing	started	brighted	meeted
looked	crashing	bader	posted	rainer	crossing	yelled	finded	eated
locked	barking	sayer	licked	needer	jumping	tested	lifted	barked
jumped	laying	lister	hunted	painer	finding	camped	crossed	fished
played	sailing	painting	mending	camping	meeting	sailed	turned	boiled
spilled	lifting	highing	farming	gooding	looking	marked	rained	brushed
buzzed	sticking	turning	standing	saying	marking	floated	needed	handed
thicker	wishing	floating	thanker	boiling	sleeping	shorter	higher	lower
tester	breaking	eating	raining	brushing	paying	lighter	darker	softer
jumper	singing	kinding	illing	darking	cooking	harder	nearer	richer

# Chicks and Bunnies Game

Find a dice and counters. Play the game with a friend. Read the word in each square you land on.

 <b>Finish</b>	47 crunch	46 great	45 	44 joam	43 froip
37 	38 sturb	39 slown	40 bloim	41 smell	42 
36 	35 train	34 spoon	33 	32 start	31 
25 sport	26 clown	27 	28 gloach	29 stair	30 groan
24 frown	23 	22 storp	21 joint	20 	19 pleem
13 frame	14 duster	15 tirb	16 	17 carpet	18 blean
12 spoil	11 	10 storp	9 raimp	8 cord	7 
1 <b>Start</b>	2 turnip	3 	4 pure	5 flarp	6 

Special Squares:  Hop forward two spaces  Hop backwards two spaces



# Busy Easter Fun

Write a sentence to match each picture. Remember to use punctuation carefully.



---

---

---

---



---

---

---

---



---

---

---

---

# Create your own Egg

Create your own Easter Egg design by colouring in the egg below.

