
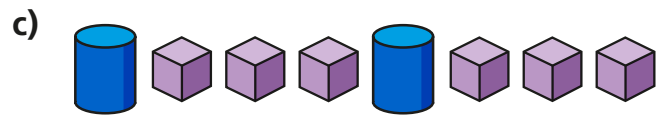


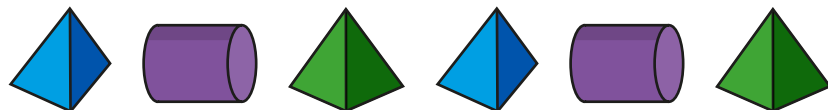


1 Draw the next shape in each pattern.



2 What is the name of the 3rd shape in the pattern?



3 Here is a pattern made with 3D shapes.

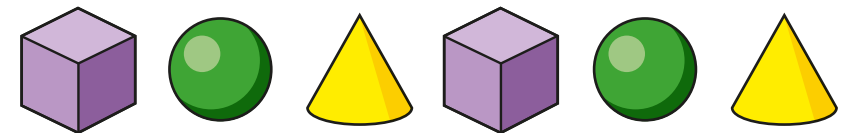
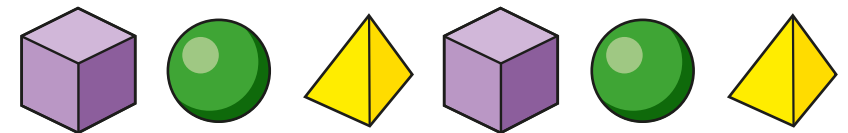
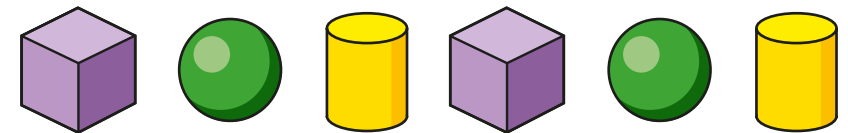


a) Write the name of the 4th shape in the pattern.

b) What would the 13th shape in the pattern be?

4 Which row shows the pattern?

a) cube, sphere, cone, cube, sphere, cone



3 Here is a pattern made with 3D shapes.

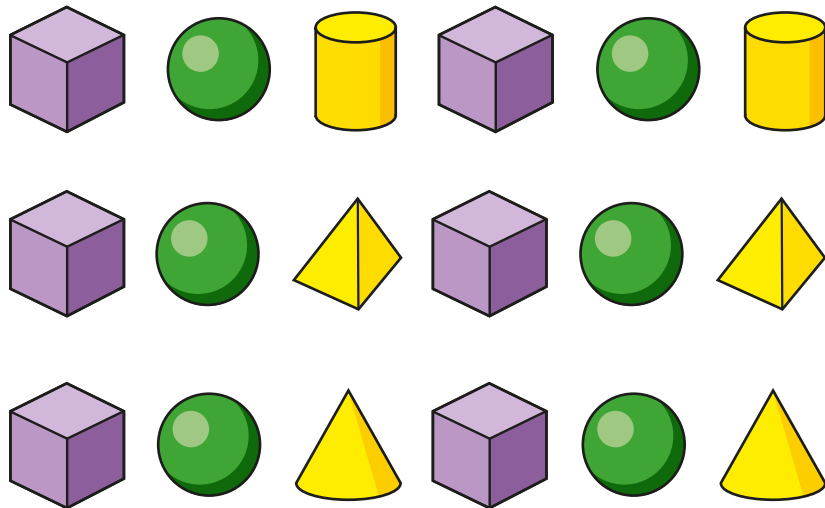


- Write the name of the 4th shape in the pattern.
- What would the 13th shape in the pattern be?

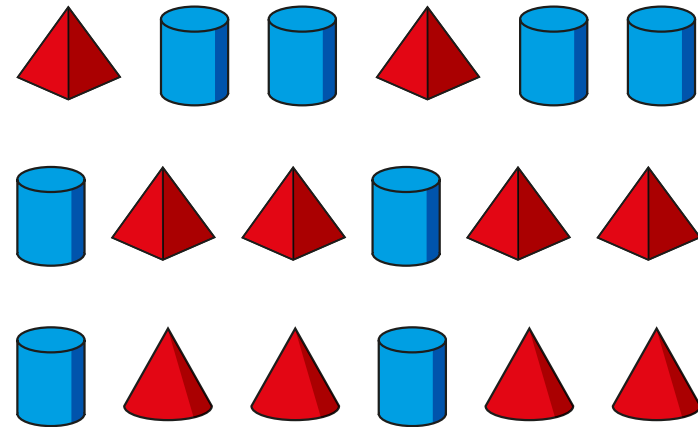


4 Which row shows the pattern?

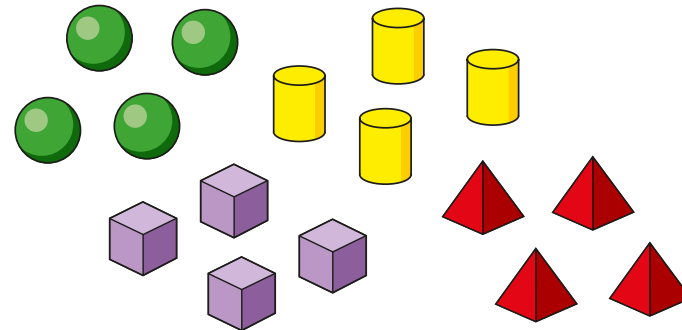
a) cube, sphere, cone, cube, sphere, cone



b) cylinder, pyramid, pyramid, cylinder, pyramid, pyramid



5 Eva is making a pattern using these shapes.



- What pattern could Eva make?
- Can you arrange Eva's shapes to make a symmetrical pattern?
- Compare answers with a partner.

